




**LJCREATE™**  
Learning for life

COMPLETE  
EV SYSTEMS

ELECTRIC VEHICLE  
ELECTRONICS

VEHICLE  
CHARGING

MOTORS AND  
GENERATORS



BATTERIES AND  
CHARGING

# SKILLING AND UPSKILLING FOR: **EV Auto Repair**

- ⚡ Comprehensive Range of EV Lessons
- ⚡ EV Desktop Trainers
- ⚡ EV Systems Panel Trainers
- ⚡ CAN System Desktop Trainers
- ⚡ Aligned to Industry-Recognized Certifications

# → Welcome

We're LJ Create, education specialists since 1979



Our latest range of Automotive trainers and associated lessons are designed to provide students with the **skills and knowledge** required to maintain and repair **Electric and Hybrid** vehicles.

## WE PROVIDE INSTRUCTION AT THREE LEVELS:

### 1. Complete Vehicle Systems

These are based on large panel trainers that illustrate the operation of complete EV and Hybrid Vehicle systems.

Students can “operate” each type of vehicle, measure what is going on during the various modes of operation, and troubleshoot common problems.

### 2. Common EV Sub-Systems

Panel trainers provide each student with underpinning knowledge and troubleshooting experience with the most critical EV sub-systems such as:


- ⚡ Motors and Drives
- ⚡ Batteries
- ⚡ Charging Systems

### 3. EV Electrical and Electronics Fundamentals

A desktop training system provides very specific instruction and practice in the basic skills that are going to be required by students as they complete their studies.

Topics covered include:

- ⚡ Cables and Cabling
- ⚡ Circuit Protection
- ⚡ Conductors, Insulators, and Earth Return
- ⚡ Voltage, Current, Resistance, and Power Calculations
- ⚡ DC and AC Signals
- ⚡ Relays and Relay Control
- ⚡ Passive and Active Component Operation
- ⚡ Electromagnetic Device Operation
- ⚡ Transducer Operation
- ⚡ Structure of a 3-Phase Signal
- ⚡ Pulse Width Modulation





# Ultra-Low Emission Vehicle Lesson Pack

## Electric Vehicles

- Introduction to Hybrid and Electric Vehicles
- Definition of Electric Vehicles
- Example: The Nissan Leaf
- Features of Electric Vehicles
- Electric Motors
- Fuel Cells
- The Principle of the Fuel Cell
- Using Hydrogen as a Fuel
- Proton Exchange Membrane Fuel Cell
- Plug-in Electric Vehicles
- Range Extenders
- Principle of Regenerative Braking
- Choosing an Electric Vehicle
- Running an Electric Vehicle

## High-Voltage Systems

- High-Voltage Vehicles
- Safety in High-Voltage Vehicles
- First Responders Safety
- Danger of Electric Current for Humans
- Safeguards Against Electric Shock
- Effect of Current on the Human Body
- Dealing with the Victim of an Electric Shock
- Qualifications for Working on High-Voltage Vehicles
- High-Voltage Wiring and Connectors
- Disabling Hybrid Vehicle Systems
- Disabling the High-Voltage System
- Legal Regulations
- Reasons for the Development of High-Voltage Vehicles

## Batteries for BEV, HEV, and PHEV

- Introduction to Electrical Storage Devices
- Lithium-ion Batteries
- NiMH Batteries
- Lead Acid Batteries
- Nickel Metal Hydride Batteries
- Principles of Lithium-ion Batteries
- Principles of NiMH Batteries
- Safety with Batteries
- Battery Packs
- Battery Disconnection System
- Battery Lifetime vs Charging Rate
- Structure and Function of a Battery Pack
- Battery Modules
- Battery Cell Technology
- Effect of Temperature on Batteries
- Battery Thermal Management
- Battery Module Sensing Systems
- Battery Management System (BMS)
- Troubleshooting HV Battery Systems
- Advanced Battery Technology

## Electric Vehicle Systems

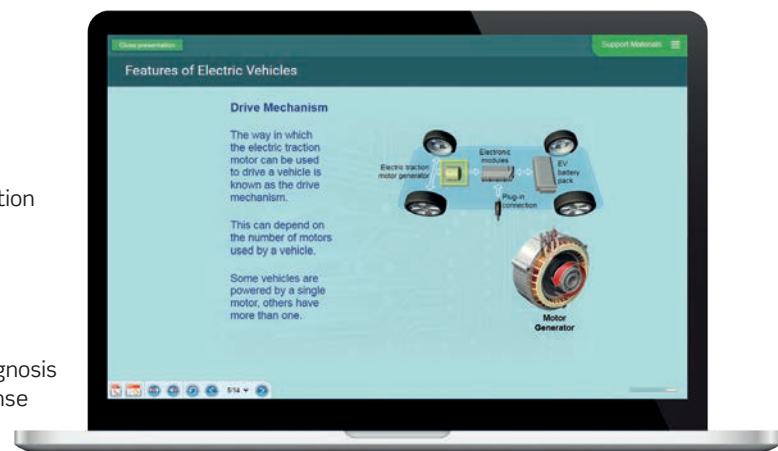
- Introduction to EV Systems
- Electric Vehicle - Driver Display Panel
- EV Systems - Modes of Operation
- Operating an Electric Vehicle
- Troubleshooting EV Control Systems
- Cables and Connectors
- Cables, Connectors, and Protection Devices
- Electronic Circuits and Modules
- Contactors
- Construction of a Contactor
- Controlling Contactors
- Current Flow in Latching Circuits
- Selection of Contactors
- Single-Phase AC Voltage
- Three-Phase AC Voltage
- Three-Phase AC
- Generation of Three-Phase AC
- Representation of Three-Phase AC
- Voltage Converters
- The Inverter Principle
- DC to DC Converter
- Bridge Rectifiers
- Operation of a Bidirectional Inverter
- Pulse Width Modulation
- Troubleshooting a Frequency Motor Control Circuit
- In-Car Charging Circuits
- Troubleshooting the Charging Circuit
- Heating and Air Conditioning Fundamentals
- Air Conditioning Principles
- Air Conditioning Systems
- Refrigerant Leak Detection
- Refrigeration Cycle
- A/C Electrical System Fault Investigation
- Air Distribution Control System Investigation
- Blower Motor Fault Investigation
- Climate Control System Operation
- Compressor Fault Investigation
- Compressors
- Condensers
- HVAC Electrical Controls Investigation
- Lines and Hoses
- Networked Systems Data
- CAN Bus Data Processing
- CAN Bus Fault Diagnosis
- CAN Signal Response

## EV Traction Motors

- AC Motors and Generators
- DC Motors
- Efficiency Formulas for Electric Motors
- Synchronous & Asynchronous Motors
- Frequency Motor Control
- Function of Frequency Converters
- EMC
- Frequency Converter Parameters
- Frequency Filters
- Motor Protection
- Interlock Systems
- Motor Installations and Safety
- Motor Protection
- Brake Systems
- Plug-in Hybrid Vehicles
- Motor Feedback & Sensors
- Position and Speed Feedback - Encoders
- Diagnose Equipotential Faults
- Diagnose Insulation Measurement Faults

## Vehicle Charging Systems

- Electrical Installation in Buildings
- Components of an Electrical Installation
- Earthing Systems
- Circuit Breakers
- Consumer Units
- Re-Testing to Electrical Standards
- Production, Transmission, and Distribution of Electrical Energy
- Energy Distribution Calculations
- Line Surge Protection
- Introduction to Charging Systems
- Voltage, Current, and Power Calculations
- Charge Rate Measurement & Calculation
- Fast Rate Charging
- Ultra-Fast Charging
- SMART Charging Systems
- EV Charging Management Software



# Electric Vehicle Systems Desktop Trainers


## Electric Vehicle Electronics Workstation (730-00)

This workstation allows the practical study of a range of advanced Electric Vehicle circuits and concepts. It includes the Electric Vehicle Electronics Trainer (730-10), component set, and a range of experiment cards.

It is an ideal resource for an advanced automotive/EV electronics program and includes access to digital curriculum materials including theory and practical learning tasks.

### Order as:

- 730-00 Electric Vehicle Electronics Workstation



The following Experiment Cards are included with the workstation:

### Electronic Systems Card (320-01)

Practical tasks include the following:

- Investigation of sub-systems
- Darlington pair and FET investigation
- Intruder alarm system project
- Testing and fault-finding

### Electromagnetism Card (320-14)

Practical tasks include the following:

- Reed switch operation
- Hall effect sensor investigation
- Field shape and direction for an electromagnet
- DC motor-generator investigation

### Input Transducers Card (320-15)

Practical tasks include the following:

- Operation of a humidity and temperature sensor
- Closed loop circuit – hysteresis
- PTC temperature sensor operation
- Closed loop temperature control circuit

### Analog Integrated Circuits Card (320-32)


Practical tasks include the following:

- Investigating IC sensors
- Testing a switched capacitor filter
- Investigating the operation of a phase locked loop

### Pulse Width Modulation Signals Card (320-50)

Practical tasks include the following:

- Investigation of a 3-phase waveform
- Rectifier with DC smoothing capacitor
- Fault-finding signal conditioning circuits





# Electric Vehicle Systems Panel Trainers

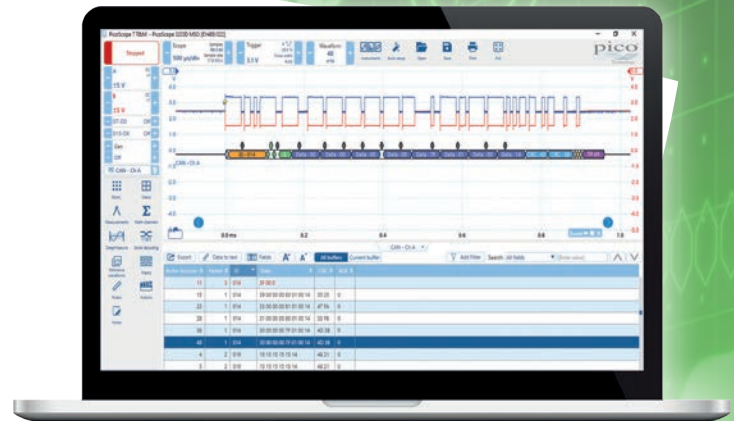
## Electric Vehicle Systems Panel Trainer (740-01)

This trainer provides students and instructors with the opportunity to demonstrate, investigate, and fault-find a simulation of the electrical system of a typical Electric Vehicle.

A power flow mimic allows students to investigate the effects of regenerative braking, and on-board diagnostics can be explored via the intelligent display panel.

Order as:

- 740-01 Electric Vehicle Systems Panel Trainer

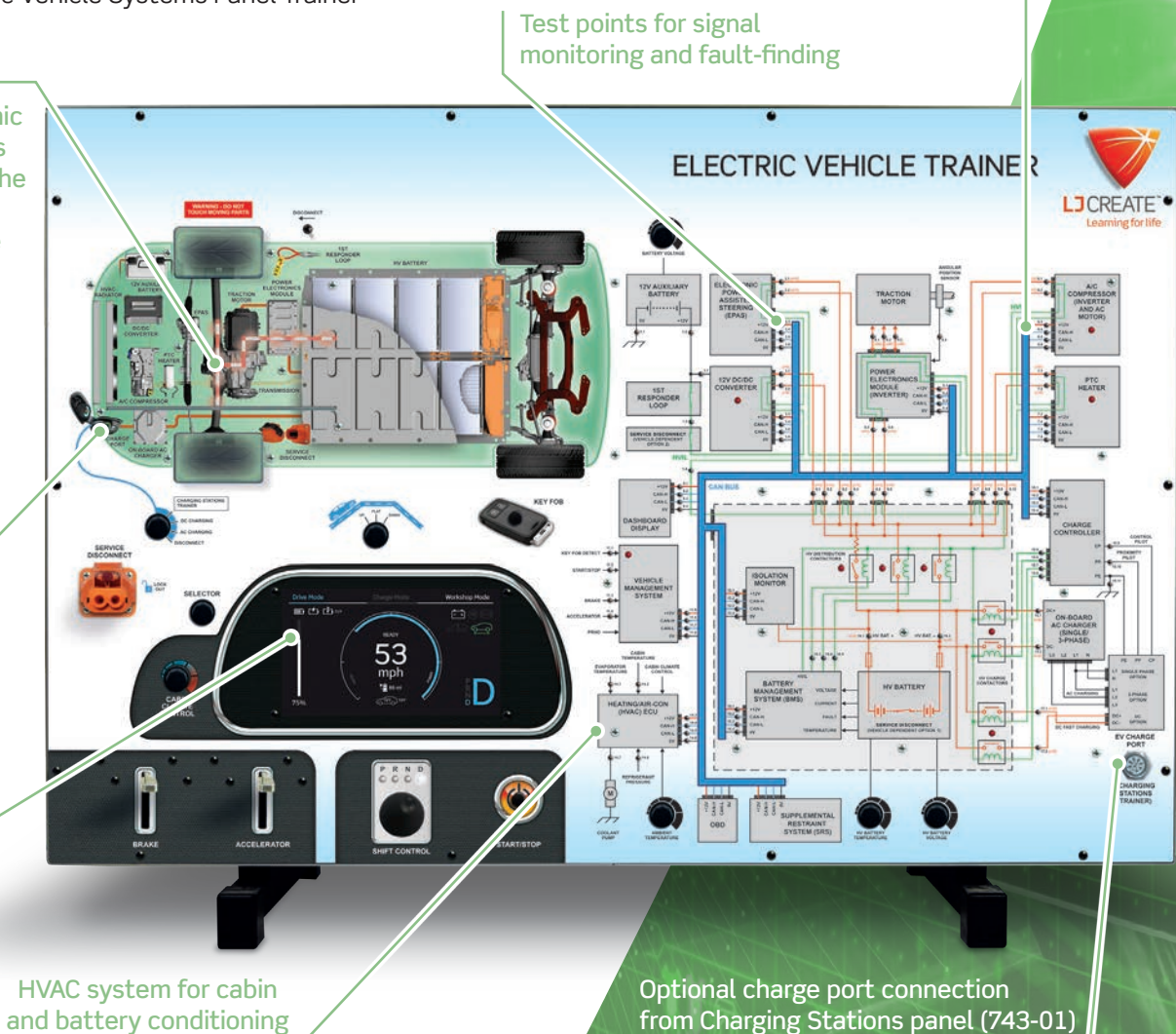


View real-vehicle  
CAN bus waveforms  
and data packets to  
decode messages

Power flow mimic  
allows students  
to investigate the  
flow of energy  
to and from the  
HV battery and  
the effects of  
regenerative  
braking

Simulated  
AC and DC  
charging

Touchscreen  
display for Drive,  
Charge, and  
Workshop  
modes



# Electric Vehicle Systems Panel Trainers

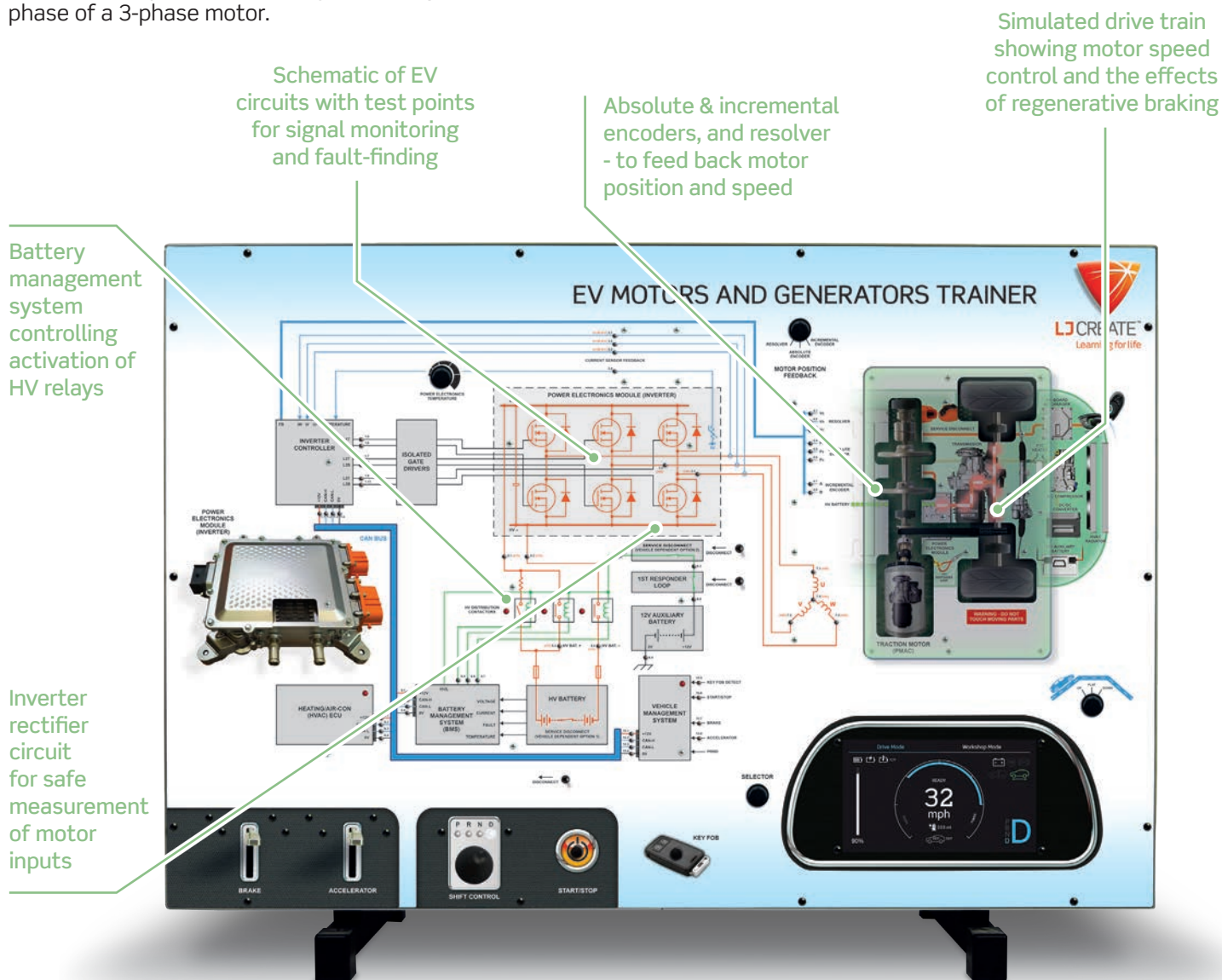
## EV Motors and Generators Panel Trainer (742-01)

This trainer is focused on motor speed control, and uses a variety of sensors to feed back motor position and speed. Electrical circuit operation is illustrated under different conditions: Throttle, Brake, and Direction of Travel.

The trainer includes a variety of test points for vehicle electrical components including the facility to test each phase of a 3-phase motor.

Order as:

- 742-01 EV Motors and Generators Panel Trainer





# EV Batteries and Charging Panel Trainer (741-01)

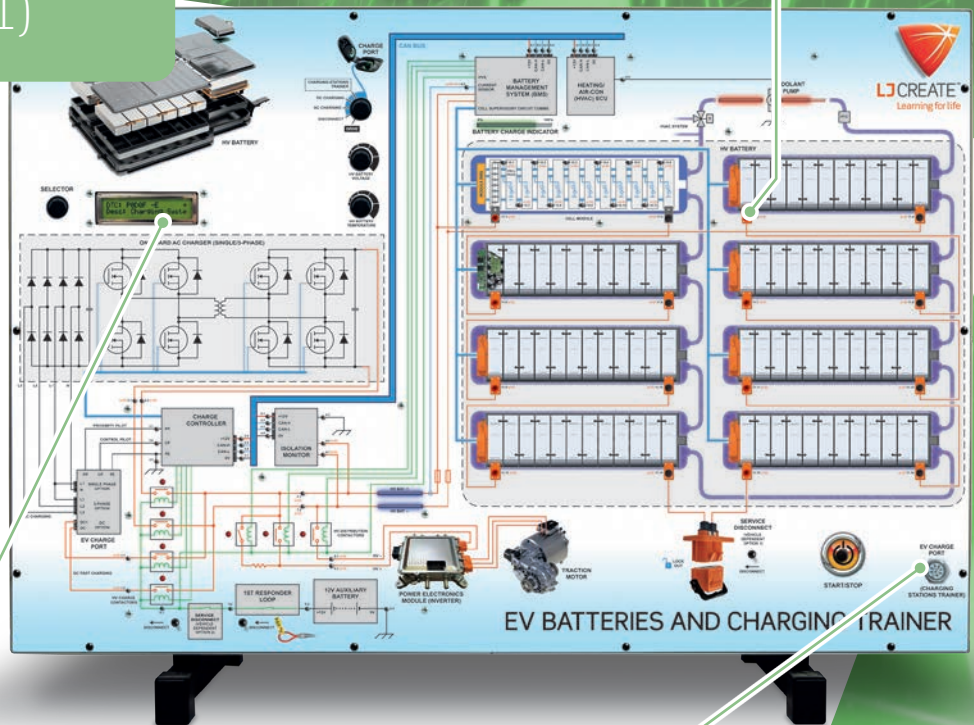
The focus of this trainer is on the operation, safety, structure, and limitations of Electric Vehicle batteries.

Students will operate the panel to explore charging/discharging of the HV battery, and will also investigate battery temperature, voltage, and efficiency. Instructors can demonstrate regenerative charging, cell balancing, and more with this on-vehicle charging systems panel trainer.

## Order as:

- 741-01 EV Batteries and Charging Panel Trainer

Display showing system status and fault insertion information



Optional charge port connection from Charging Stations panel (743-01)

# Electric Vehicle Charging Stations Panel Trainer (743-01)

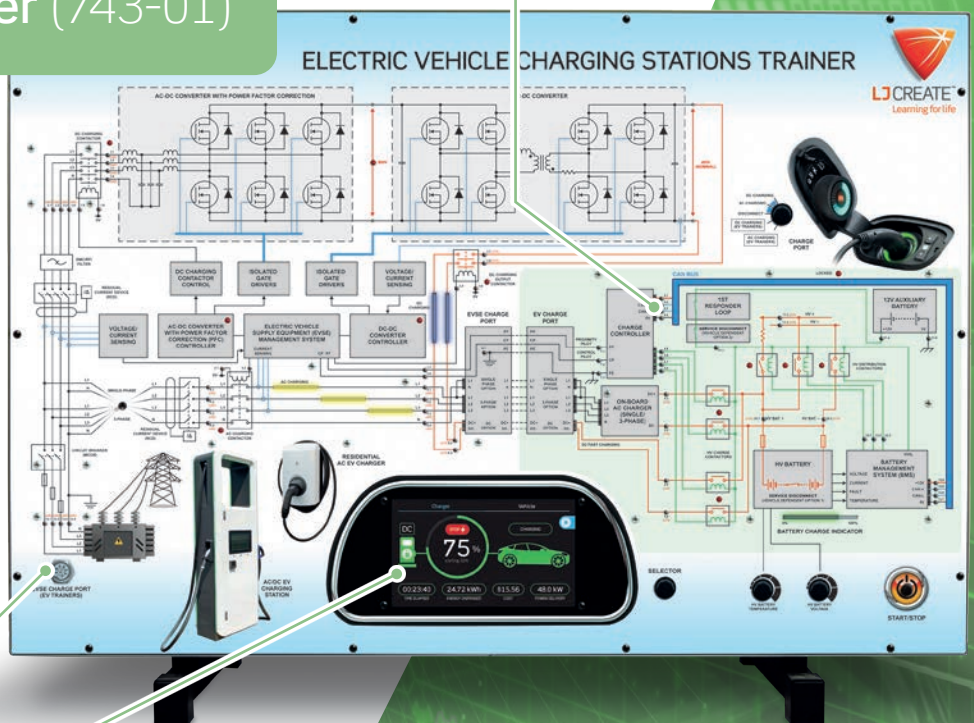
This trainer provides students and instructors with the opportunity to demonstrate, investigate and fault-find the circuitry and operation of off-vehicle charging systems.

Charging principles such as single-phase, 3-phase, and DC charging are covered on this panel trainer.

## Order as:

- 743-01 Electric Vehicle Charging Stations Panel Trainer

Optional charge port connection to 740-01/741-01 panels



LCD screen to display charging station data

# Hybrid Vehicle Systems Panel Trainers

## Hybrid Vehicle Systems Panel Trainer (756-01)

This trainer provides students and instructors with the opportunity to demonstrate, investigate and fault-find a simulation of a hybrid vehicle electrical system.

The trainer is designed to allow access to a simulation of the mechanical operation as well as provide a mimic of the electrical power flow.

The panel also includes test points at a safe voltage level to allow for investigation of electrical circuits.

Order as:

- 756-01 Hybrid Vehicle Systems Panel Trainer

Power flow mimic allows students to investigate the balance between electrical and internal combustion power

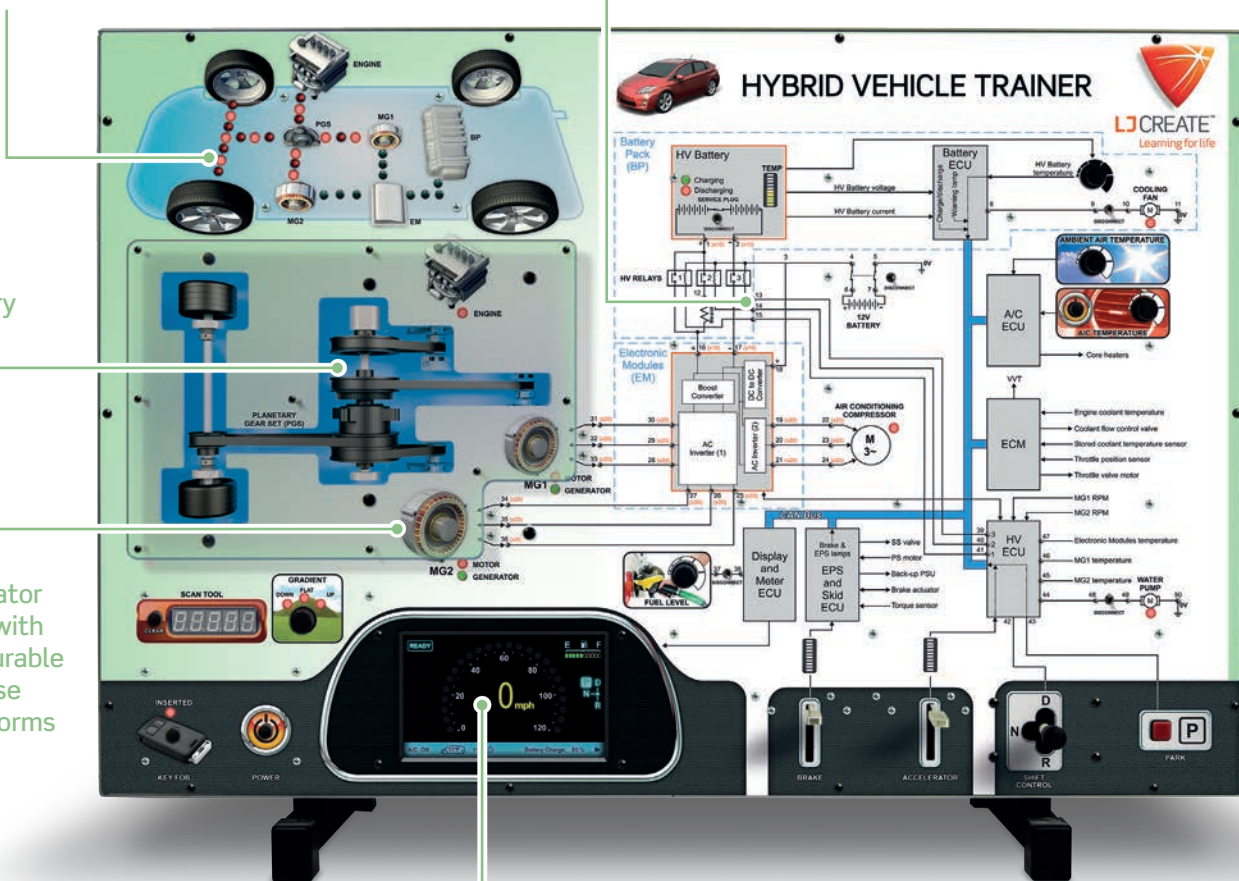
High and Low voltage system test points

Fault insertion options to simulate real-world system malfunctions

Planetary gear set

Motor generator units with measurable 3-phase waveforms

Dashboard display





# → CAN Systems Desktop Trainers

## Modern Auto Lighting Circuits Trainer (701-02)

Students are set tasks that encourage them to explore CAN-controlled lighting circuits practically, and tasks that improve their knowledge of electrical components, circuits, signals, and systems.

### Order as:

- 701-02 Modern Auto Lighting Circuits Trainer



## Modern Starting and Charging Systems Trainer (720-02)

This trainer is focused on the starting and charging systems of a modern vehicle. Students are set tasks that encourage them to explore CAN Data Bus systems practically.

### Order as:

- 720-02 Modern Starting and Charging Systems Trainer



## Modern Auxiliary Systems Trainer (721-01)

Students are set tasks that encourage them to explore CAN Bus electric window, door mirror, seat, and central locking circuits practically and improve their knowledge of these systems.

### Order as:

- 721-01 Modern Auxiliary Systems Trainer



# Electric Vehicle Systems Innovative Learning Space

Students learn the necessary skills and knowledge required to repair and maintain Electric and Hybrid Vehicles in this lab. A combination of hands-on trainers and comprehensive EV lessons combine to create a diverse learning experience.

This typical Electric Vehicle Systems Lab configuration includes the following:

- Electric Vehicle Electronics Workstation (x12)
- Hybrid Vehicle Systems Panel Trainer (x2)
- Electric Vehicle Systems Panel Trainer (x2)
- EV Batteries and Charging Panel Trainer (x2)
- EV Motors and Generators Panel Trainer (x2)
- Electric Vehicle Charging Stations Panel Trainer (x2)
- Modern Auto Lighting Circuits Trainer (x2)
- Modern Starting and Charging Systems Trainer (x1)
- Modern Auxiliary Systems Trainer (x1)

Electric Vehicle Systems Panel Trainer

## IN FOCUS: ULTRA-LOW EMISSION VEHICLE LESSON PACK

This comprehensive lesson pack includes hundreds of learning units in the following format:

### PRESENTATIONS

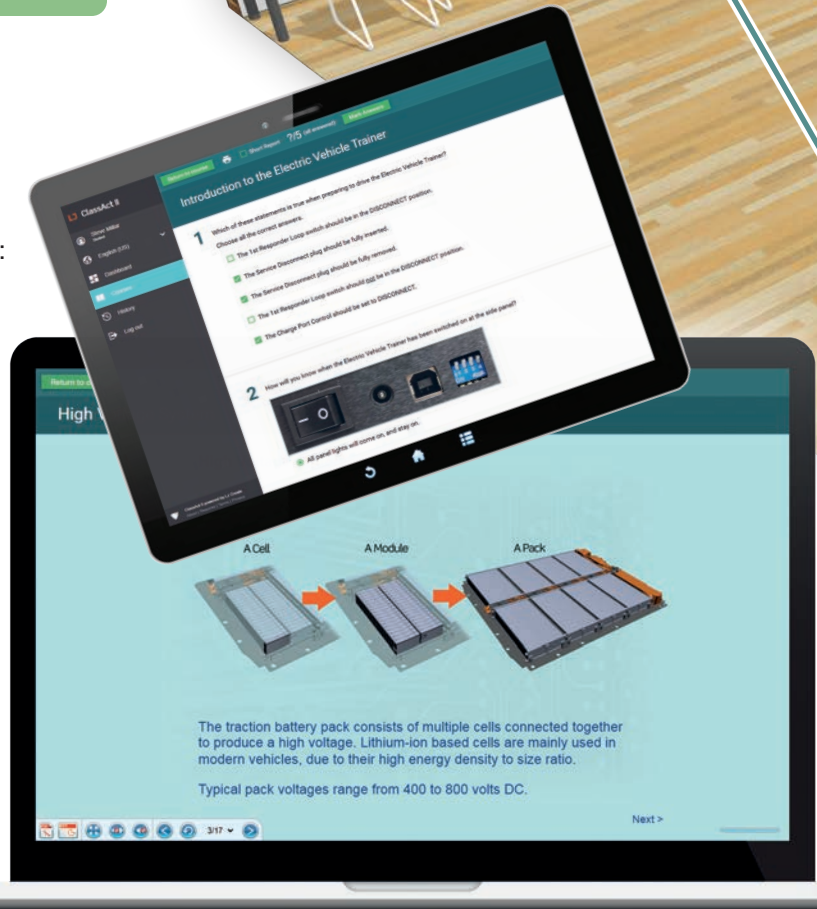
Provide students with the underpinning knowledge they need to grasp the key technical EV Technology concepts.

### INVESTIGATIONS

Provide an opportunity for students to apply what they have learned. These digital activities provide an introduction to real-world applications of knowledge and skills.

### ASSESSMENTS

Each lesson includes a short assessment to test knowledge development. Assessments can be marked, tracked, and managed by our online LMS.





EV Batteries and Charging Panel Trainer

Electric Vehicle Charging Stations Panel Trainer

EV Motors and Generators Panel Trainer

**Electric Vehicle Systems Lab**

Electric Vehicle Electronics Workstation

Modern Starting and Charging Systems Trainer

Hybrid Vehicle Systems Panel Trainer





For more information on our range of learning resources, please contact:

LJ Create	6900 Tavistock Lakes Blvd, Suite 400 Orlando, FL 32827	T: 1-800-237-3482 E: info@ljcreate.com	ljcreate.com
-----------	--	---	--------------

LJ Create recognizes all product names used in this document as trademarks or registered trademarks of their respective holders. We reserve the right to change the contents of any module or program. Images are for illustrative purposes only, actual product may vary. For the latest information on any of our products, please visit our website.